



ICONOGRAPHY

GENSET MODEL NUMBER

KECSW55- O
 ↓ Engine Make ↓ Standby Power ↓ Open Set

KEPSW500- S
 ↓ Engine Make ↓ Standby Power ↓ Soundproof Enclosure

ENGINE MANUFACTURER




CUMMINS

PERKINS

MTU

VOLVO PENTA

SPECIFICATIONS




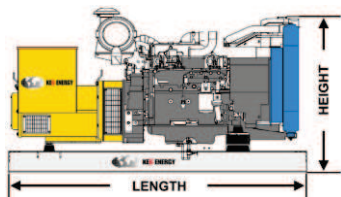
Open Set

Soundproof Set

Prime Power

Standby Power

DIMENSIONS



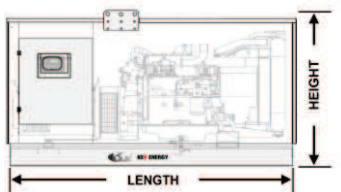
Genset Length

Genset Width

Genset Height

Genset Weight

AUX. EQUIPMENT



Transfer Switch

Amperes

Deep Sea Electronics

Controller Type

STANDARD GENSET EQUIPMENT

STANDARD ALTERNATORS



Marelli Motori S.p.A.
Italy



Emerson Group,
Leroy Somer
France



Cummins Generator
Tech., Stamford
United Kingdom



STANDARD CONTROL PANEL



Deep Sea Electronics
United Kingdom



Main tension control 3P+N
Generator Voltage control 3P+N
Generator current control 3P
Modes Off, Auto, Test, Manual, Isla
4P
Alarms and Alerts
-Start Failure -Over-load
-Emergency Stop -Over-speed
-Oil Pressure -Voltage/Current Range
-High Water Pressure -Maintenance Date
Electric Parameters Display (LCD)
-Main and Generator Voltage -Generator freq. & current
-Generator Power (kVA) -Generator Voltage
Other Displays
- -Fuel level
Operating time

SPECIFICATION	
DC SUPPLY	GENERATOR
CONTINUOUS VOLTAGE RATING 8 V to 30 V Continuous	VOLTAGE RANGE 15 V - 330 V AC (S, R)
DRAWING DROPOUTS Able to survive 0 V for 30 min, providing supply rate of least 10 V before dropout and supply recovers to 5 V. This is achieved without the need for reserve batteries. LED's and backlight will not be maintained during starting.	FREQUENCY RANGE 55 Hz to 75 Hz
MAXIMUM OPERATING CURRENT 340 mA at 12 V; 150 mA at 24 V	MAGNETIC PICK UP
MAXIMUM STANDBY CURRENT 100 mA at 12 V; 50 mA at 24 V	VOLTAGE RANGE ±0.5 V to 75 V
CHARGE FAIL/EXCITATION RANGE 0 V to 30 V	FREQUENCY RANGE 10,000 Hz (max)
MANU (UTILITY) DSE1200 ONLY	DIMENSIONS
VOLTAGE RANGE 15 V - 330 V AC (S, R)	OVERALL 345 mm x 161 mm x 42 mm
FREQUENCY RANGE 55 Hz to 75 Hz	PANEL CUT-OUT 220 mm x 160 mm
OUTPUTS	8.7" x 6.3"
OUTPUT A (FUEL) 15 A DC at supply voltage	MAXIMUM PANEL THICKNESS 8 mm
OUTPUT B (START) 15 A DC at supply voltage	0.8"
OUTPUTS C & D 8 A 250 V (500 Hz)	
AUXILIARY OUTPUTS E,F,G,H 2 A DC at supply voltage	

STANDARD CIRCUIT BREAKERS



Kes Energy circuit breakers provide superior performance in a compact package. They are used in cascade rated systems, allowing the use of lower interruption circuit breakers downstream, which lead to lower system cost. While meeting IEC60947-2 service and interrupting ratings, these breakers provide unmatched flexibility by employing a wide variety of trip units including fixed thermal & magnetic, adjustable thermal-fixed magnetic, adjustable thermal adjustable magnetic, and electronic options.

KES ENERGY DIESEL GENSETS BY ENGINE MANUFACTURER

All models come with standard Deep Sea 7310 Control Panel Marelli, Stamford, or Leroy Somer Alternator and Circuit Breaker



All models listed are 1500rpm/400Vac/3 Phase

50 Hz

KES ENERGY MODEL	ENGINE MODEL	POWER				WEIGHT AND DIMENSIONS				Controller
		Cyl no.	Disp. ltr	Prime	Standby	Length mm	Width mm	Height mm	Weight	Standard
KEPSW10-S	403 D 11G	3	1.13	9 kVA	10 kVA	1750	900	1300	470	DSE 7310
KEPSW15-S	403 D 15G	3	1.5	13 kVA	15 kVA	1750	900	1300	540	DSE 7310
KEPSW22-S	404 D 22G	4	2.2	20 kVA	22 kVA	1750	900	1300	600	DSE 7310
KEPSW33-S	1103A 33G	3	3.3	30 kVA	33 kVA	2200	1000	1300	1050	DSE 7310
KEPSW50-S	1103A 33TG1	3	3.3	45 kVA	50 kVA	2200	1000	1300	1100	DSE 7310
KEPSW66-S	1103A 33TG2	3	3.3	60 kVA	66 kVA	2200	1000	1300	1150	DSE 7310
KEPSW72-S	1104A-44TG1	4	4.4	65 kVA	72 kVA	2200	1000	1300	1180	DSE 7310
KEPSW111-S	1104C 44TAG2	4	4.4	101 kVA	111 kVA	3000	1100	1300	1220	DSE 7310
KEPSW150-S	1006TAG	6	6	136 kVA	150 kVA	3000	1100	1300	1500	DSE 7310
KEPSW165-S	1006TAG2	6	6	150 kVA	165 kVA	3000	1100	1300	1700	DSE 7310
KEPSW200-S	1106C E66TAG4	6	6.6	185 kVA	200 kVA	3500	1300	1950	2400	DSE 7310
KEPSW275-S	1306C E87TAG6	6	8.7	250 kVA	275 kVA	3700	1400	2100	2600	DSE 7310
KEPSW400-S	2206A E13TAG2	6	12.5	350 kVA	400 kVA	4600	1600	2250	4550	DSE 7310
KEPSW450-S	2206A E13TAG3	6	12.5	400 kVA	450 kVA	4600	1600	2250	4650	DSE 7310
KEPSW550-S	2506A E15TAG2	6	15.2	500 kVA	550 kVA	4600	1600	2250	4980	DSE 7310
KEPSW660-S	2806A E18TAG1A	6	18.1	600 kVA	660 kVA	5000	1700	2300	6000	DSE 7310
KEPSW800-S	4006 23TAG2A	6	22.9	750 kVA	825 kVA	5898	2350	2390	8100	DSE 7310
KEPSW900-S	4006 23TAG3A	6	22.92	800 kVA	900 kVA	5898	2350	2390	8300	DSE 7310
KEPSW1000-S	4008TAG1A	8	30.56	910 kVA	1000 kVA	5898	2350	2390	10300	DSE 7310
KEPSW1100-S	4008TAG2A	8	30.56	1020 kVA	1125 kVA	5898	2350	2390	10700	DSE 7310
KEPSW1385-S	4012 46TWG2A	12	45.84	1250 kVA	1385 kVA	12035	2350	2390	14500	DSE 7310
KEPSW1656-S	4012 46TAG2A	12	45.84	1500 kVA	1656 kVA	12035	2350	2390	15200	DSE 7310
KEPSW1880-S	4012 46TAG3A	12	45.84	1710 kVA	1880 kVA	12035	2350	2390	15600	DSE 7310

Dimensions and weight subject to change without prior notice

KES ENERGY DIESEL GENSETS



For more information, to request a technical specifications data sheet, or for tailor-made solutions, please contact KES ENERGY:

HEADQUARTERS (Italy) info@kes-energy.it

Dubai Office: infodubai@kes-energy.it

Spain Office: infospain@kes-energy.it